


# 2013 COMMUNITY HEALTH SURVEY

## access to care



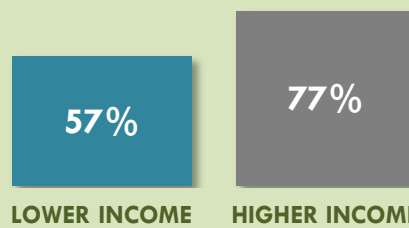
Good access to care, or health services, means the timely use of personal health services to achieve the best health outcomes. Access to care can impact overall physical, social, and mental health status (Healthy People 2020).

### A CLOSER LOOK AT ACCESS TO CARE IN OUR COMMUNITY

#### income

Respondents with incomes at or below 185% of the Federal Poverty Level reported less frequently that they had a regular health care provider, compared to higher income respondents.

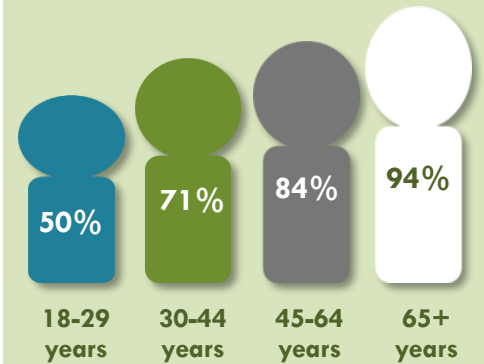
PERCENT OF ADULTS WITH A REGULAR HEALTH CARE PROVIDER, BY INCOME



#### age

Younger respondents are less likely to have a regular health care provider.

PERCENT OF ADULTS WITH A REGULAR HEALTH CARE PROVIDER BY AGE



WHAT PERCENT OF ADULTS LACK A REGULAR PLACE OF CARE



**11%**  
OF HEALTH DISTRICT ADULTS



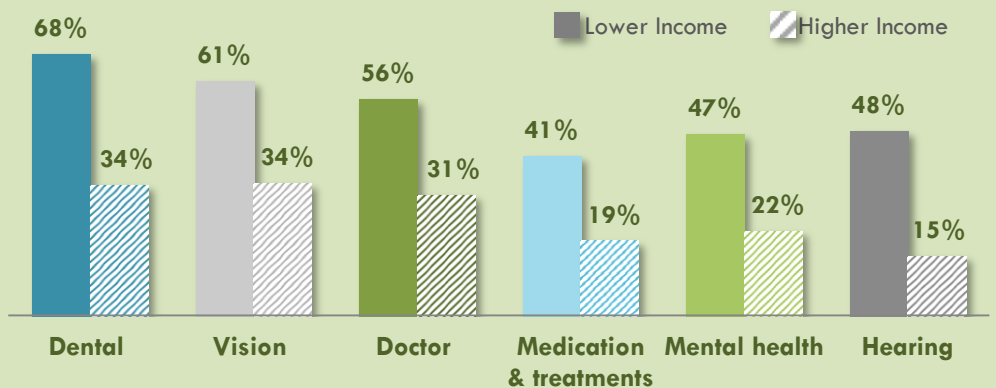
**17%**  
OF COLORADO ADULTS



**17%**  
OF AMERICAN ADULTS

#### cost of care as a barrier

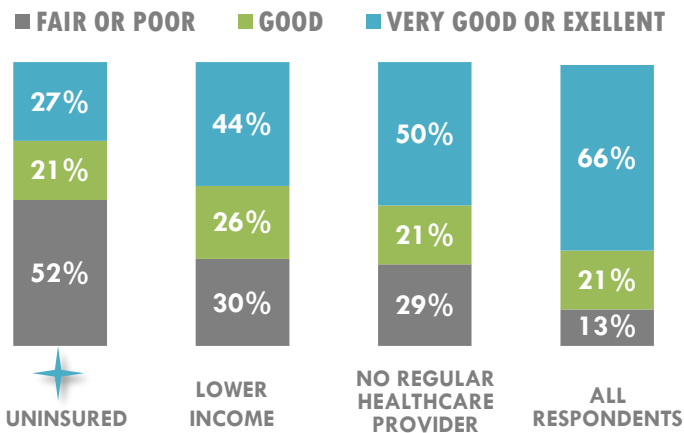
Respondents with lower incomes were more likely to report putting off routine health care services because they are too expensive. Below, the figure shows the percent of people who had put off services because of cost within the past 2 years, by type of health service and by income.



## ABILITY TO ACCESS CARE

Overall rating of access to care varies among groups. Fewer people rated their access to care as very good or excellent if they reported having no regular health care provider, had a lower income, or lacked health insurance. **Uninsured respondents, in particular, rated their access to care worse than the other groups.**

### SELF-REPORTED ACCESS TO CARE, BY SUBGROUP



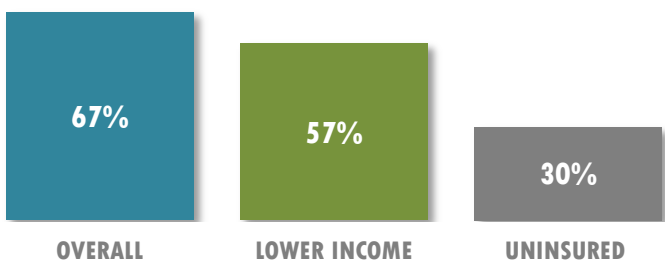
[Click here for more information on uninsured respondents](#)



## ROUTINE CHECK-UPS

Routine check-ups and screenings are key to early detection, treatments, and better health outcomes. Two in three (67%) of all respondents reported they had received a routine physical within the past year; however only 30% of uninsured respondents had gone for an annual check-up within the past year.

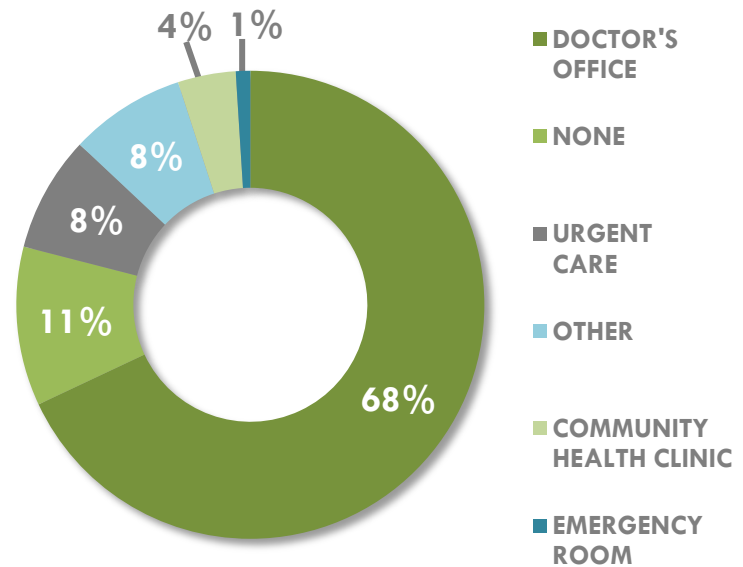
### THOSE SEEN FOR A ROUTINE CHECK-UP IN PAST YEAR



## REGULAR SOURCE OF HEALTHCARE

When residents of the Health District are sick or in need of advice about their health, most (68%) go to a doctor's office, medical practice or clinic. However, 9% use either urgent care or the emergency room as their regular source of care.

### "WHICH IS THE ONE PLACE YOU USUALLY GO WHEN SICK OR IN NEED OF ADVICE ABOUT YOUR HEALTH?"



**1 in 10 (10%)**

of all adults visited the **emergency room** for care **once** in the **past year**.

**Fewer** respondents reported having gone to the ER **two or more times** within in the past year, at just **5%** of all respondents. **However**, adults with incomes **at or below 185% of the FEDERAL POVERTY LEVEL (FPL)** were more than **2 times** more likely (**13%**) to have had multiple visits to a hospital emergency room in the past year.