

Date: February 28, 2014

DATA SUMMARY
2013 COMMUNITY HEALTH SURVEY



*DATA SUMMARY OF FORT COLLINS-SPECIFIC RESPONDENTS REGARDING MARIJUANA:
USE OF CANNABIS AND ATTITUDES TOWARD POLICIES ALLOWING RETAIL MARIJUANA*

About the Community Health Survey

Since 1995, every three years the Health District of Northern Larimer County has conducted a community health assessment to determine the health status and healthcare needs of Health District residents. This assessment is used to guide the planning, implementation, and evaluation of services that the Health District provides. This triennial process is used so that health status trends may be followed and health service needs within the community can be understood on a regular basis.

The assessment has three main components:

1. A written community health survey
2. A series of community discussion groups
3. A review of other local, state, and national health data and health trends

2,819 usable surveys were returned from across Larimer County, with a preliminary estimated response rate of about 40%. The data in this report includes only those responses from surveys sent to Fort Collins zip codes (zip codes 80521 through 80528). Data is statistically weighted by age and gender to the estimated population of Larimer County in 2013 from the Colorado Demography Office, to improve representation of underrepresented groups in the sample.

Summary

In the 2013 Community Health Survey conducted by the Health District of Northern Larimer County, respondents were asked several related questions about their past and current use of cannabis. In addition, participants were asked about their attitudes on policies that would allow retail marijuana stores and cultivation facilities.

Among respondents residing in Fort Collins zip codes, roughly 52% reported that they had ever, even once, used marijuana. About 18% of Fort Collins residents have used marijuana in past twelve months, whether for medicinal or recreational purposes. Use rates did not vary significantly between men and women, but younger Fort Collins residents (ages 18 to 29) are more likely to have ever used and are more often reported being current users.

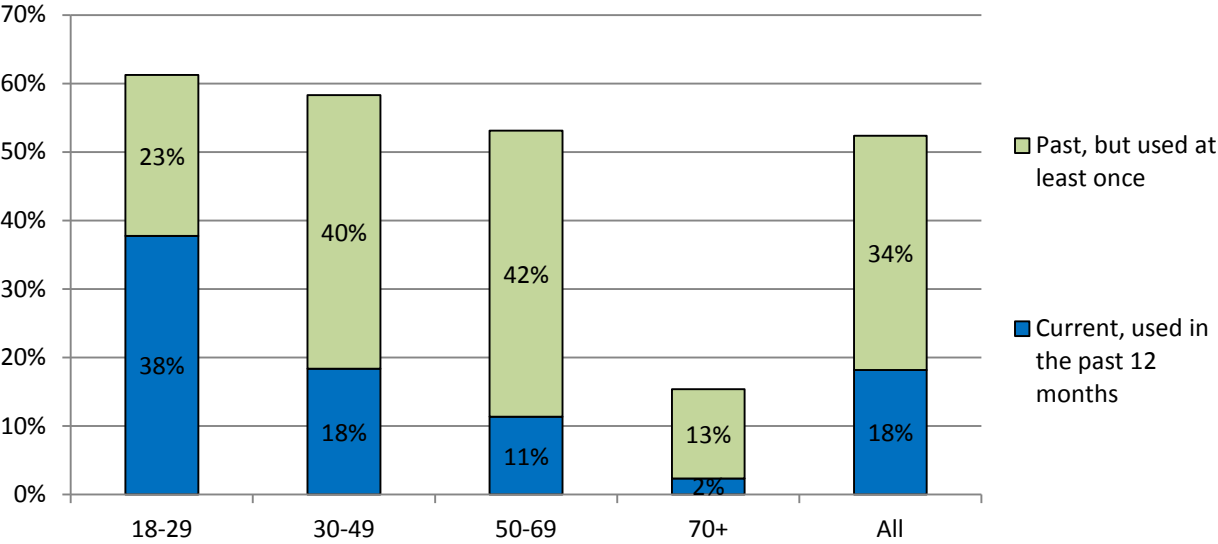
Asked about their attitudes toward policies allowing operation of marijuana retail stores and cultivation facilities, more Fort Collins residents favor allowing the establishments than oppose: about 45% favor these policies and about 40% oppose (with 15% providing no opinion). Like with marijuana use, these results are related to the age of respondents; 59% of those ages 18 to 29 favor allowing marijuana retail stores (27% oppose) and 63% of those over 70 years oppose these policies (25% favor). These two age groups (the youngest and oldest) also have the strongest feelings toward these policies, answering "strongly favor" or "strongly oppose" most often. As might be expected, respondents' current or prior use of marijuana also correlated with support for policies allowing operation of marijuana retail stores and cultivation facilities.

Fort Collins residents' use of marijuana — Past and Current

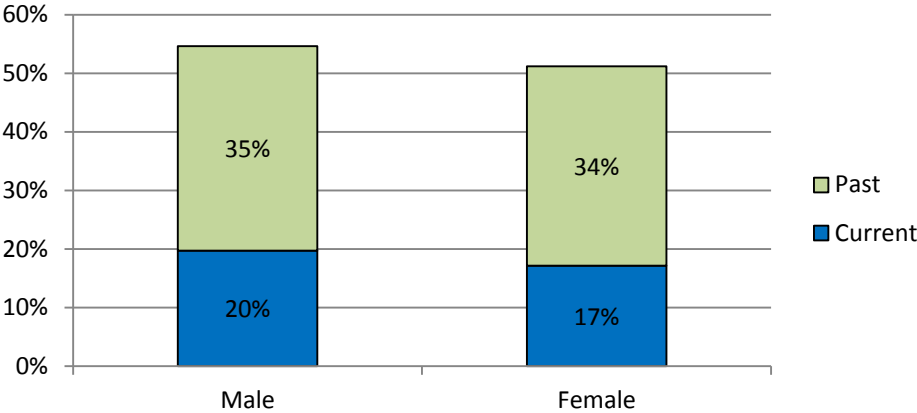
In the 2013 Community Health Survey conducted by the Health District of Northern Larimer County, households were asked, "Have you ever, even once, used marijuana (cannabis)?" This was followed with, "If yes, have you used marijuana (cannabis) in the past 12 months for recreational or medicinal purposes?" Of 1492 survey respondents residing in Fort Collins zip codes, 49 (3%) did not answer the first of these questions.

Overall, 44% of respondents report never using marijuana, while 52% have used it, if only once; 18% report having used marijuana for recreational or medicinal purposes in the past 12 months. These results are strongly related to age, with the likelihood of a person reporting that they had never used marijuana increasing with age and the likelihood of a person reporting their being a current user decreasing with age. Persons aged 18-29 most frequently reported having ever used marijuana and being current users (used in the last twelve months).

Marijuana (cannabis) use by age in Fort Collins residents¹



Marijuana (cannabis) use by gender in Fort Collins residents²

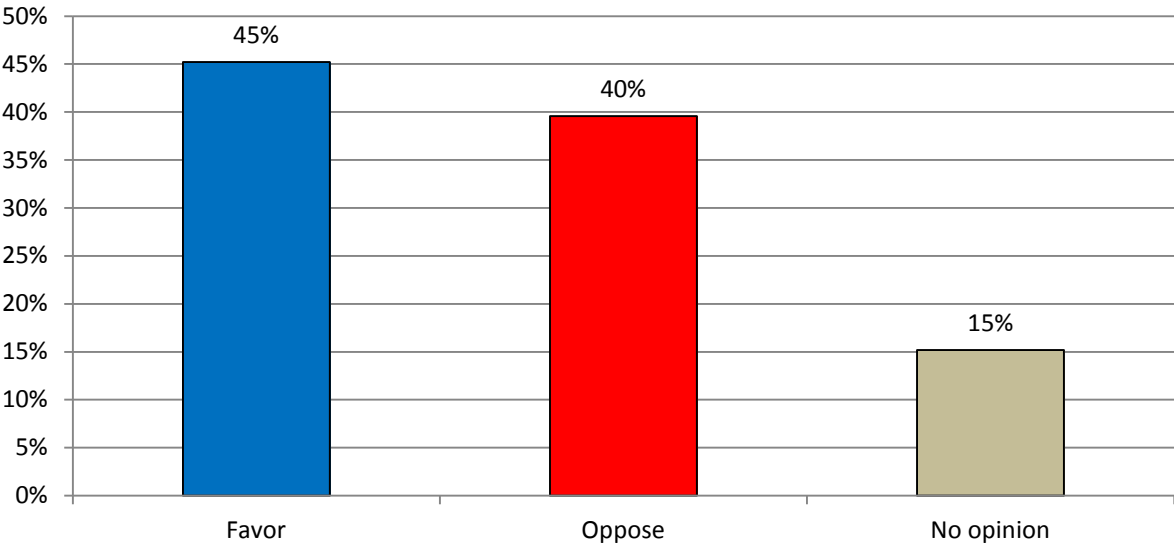


Fort Collins residents attitudes toward policies allowing marijuana retail stores and cultivation facilities

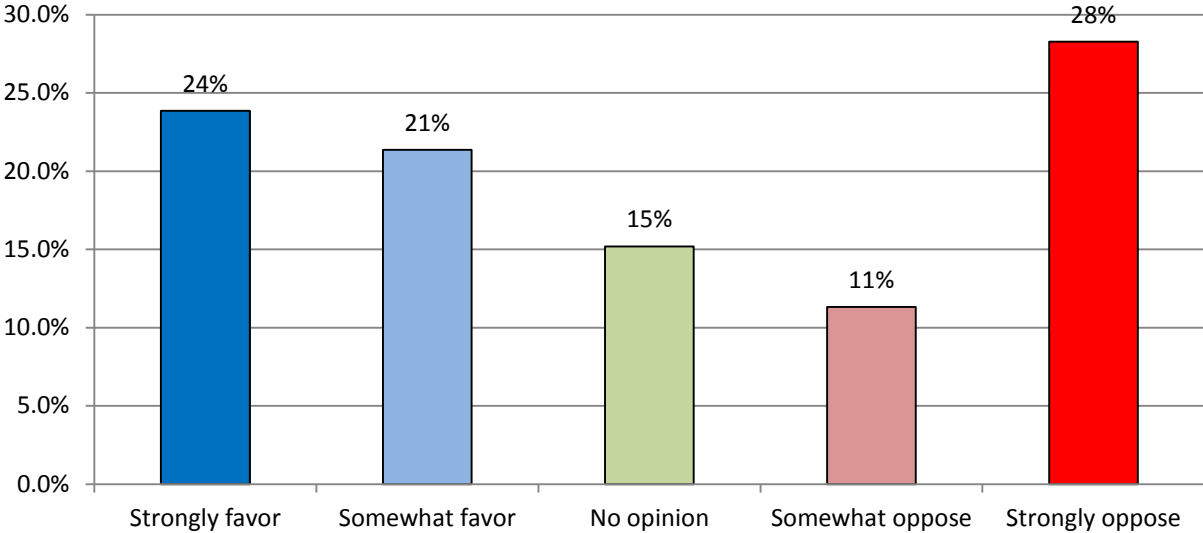
In the 2013 Community Health Survey conducted by the Health District of Northern Larimer County, households were asked if they favored or opposed policies that would “Allow operation of marijuana retail stores and cultivation facilities.” Answers included “strongly favor,” “favor,” “no opinion,” “oppose”, and “strongly oppose.” Of 1492 respondents from Fort Collins zip codes, 18 did not respond to this question, and about 15% responded with “no opinion.”

Across the Fort Collins population, 45% support policies that would allow operation of marijuana retail stores and cultivation facilities, and 39.6% oppose these policies.³ 15% reported having no opinion. A majority of responses fell at one extreme of responses or the other: 28% strongly oppose and 24% strongly favor.

Attitude toward policies allowing marijuana retail stores and cultivation facilities by Fort Collins residents⁴

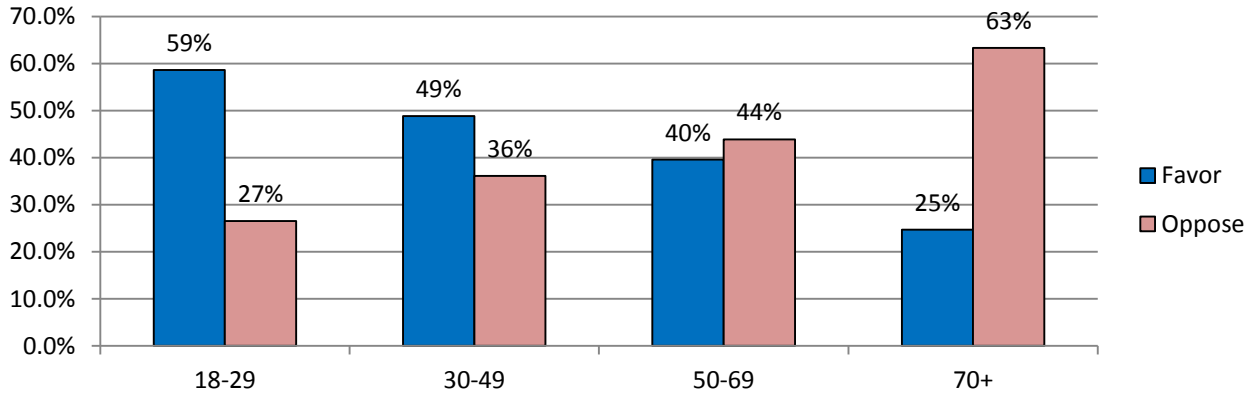


Attitude (with detail) toward policies allowing marijuana retail stores and cultivation facilities by Fort Collins residents⁵



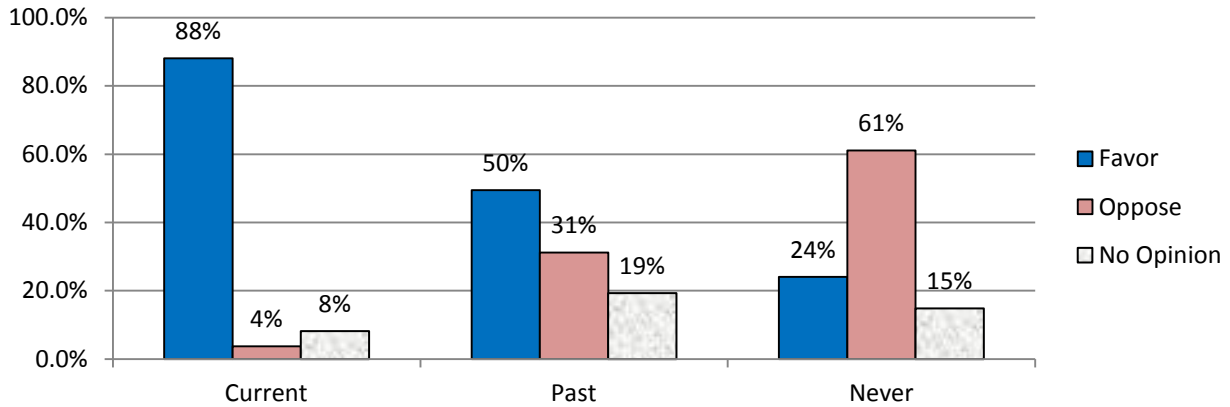
Support and opposition to policies allowing marijuana facilities correlated with respondents' ages: older residents are more likely to oppose and younger residents are more likely to favor the policies.

Attitude toward policies allowing marijuana retail stores and cultivation by age for Fort Collins residents⁶



Finally, current or past use of marijuana is also strongly correlated with support for policies allowing marijuana retail stores and cultivation facilities.

Attitude toward policies allowing marijuana retail stores and cultivation facilities by marijuana (cannabis) use for Fort Collins residents⁷



About this Preliminary Data Summary

This data summary was prepared by Health District of Northern Larimer County staff. The Health District is a special district of the northern two-thirds of Larimer County, Colorado, supported by local property tax dollars and governed by a publicly elected five-member board. The Health District provides medical, mental health, dental, preventive and health planning services to the communities it serves. For more information about this summary or the Health District, please contact Richard Cox at (970) 224-5209 or rcox@healthdistrict.org.

About the data included in this summary

The Health District of Northern Larimer County (Health District) has conducted a survey of Larimer County residents every three years beginning in 1995. Our seventh and most recent survey, The 2013 Community Health Survey, was a written, 16-page, 83-question survey designed to collect data on a variety of health conditions and behaviors, healthcare affordability and coverage, access to healthcare and need for various services.

The Health District has contracted with the Wyoming Survey & Analysis Center (WYSAC) to administer the survey, collect and clean the data and conduct preliminary data analysis. In the fall of 2013, a random-sample list of approximately 7,300 households with mailable addresses in Larimer County was obtained, with selected households contacted by mail up to five times. Mailed households were given the option of completing the survey on-line, and about one-third of completed surveys were completed this way. As of February 19, 2014 total 2,819 usable surveys were returned, with an estimated response rate of about 40%.

¹ **Marijuana (cannabis) use by age in Fort Collins residents**

			Age Group				Total
			18-29	30-49	50-69	70+	
MJ Use Status	Never	% within Age Group	36%	40%	43%	79%	44%
	Past	% within Age Group	23%	40%	42%	13%	34%
	Current	% within Age Group	38%	18%	11%	2%	18%
	Missing	% within Age Group	2%	2%	4%	6%	3%

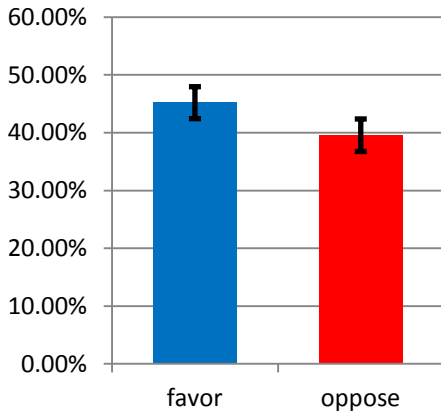
² **Marijuana (cannabis) use by gender in Fort Collins residents**

			Q71_Are you:		Total
			Male	Female	
MJ Use Status	Never	% within Q71_Are you:	43%	46%	45%
	Past	% within Q71_Are you:	35%	34%	34%
	Current	% within Q71_Are you:	20%	17%	18%
	Missing	% within Q71_Are you:	2%	3%	3%

³ **Across the Fort Collins population, 45% support policies that would allow operation of marijuana stores and cultivation facilities, and 40% oppose these policies. This is a statistically significant difference at a 95% confidence interval.**

	Test Value = 0					
	t	df	Sig. (2-tailed)	Mean Difference	95% Confidence Interval of the Difference	
					Lower	Upper
Q69g_Favor	34.859	1472	.000	.45216	.4267	.4776
Q69g_None	16.244	1472	.000	.15199	.1336	.1703
Q69g_Oppose	31.059	1472	.000	.39585	.3709	.4209

Support of and opposition to operation of marijuana retail stores and cultivation facilities, including error bars.



⁴ Attitude toward policies allowing operation of marijuana retail stores and cultivation facilities by Fort Collins residents

Favor or oppose policies that allow for operation of MJ retail and cultivation?		
		Valid Percent
	Favor	45
Valid	No opinion	15
	Oppose	40

⁵ Attitude (with detail) toward policies allowing operation of marijuana retail stores and cultivation facilities by Fort Collins residents

		Valid Percent
	Strongly favor	24
	Somewhat favor	21
Valid	No opinion	15
	Somewhat oppose	11
	Strongly oppose	28

⁶ Attitude toward policies allowing operation of marijuana retail stores and cultivation facilities by age for Fort Collins residents

Favor or oppose policies that allow for operation of MJ retail and cultivation? * Age Group Crosstabulation							
			Age Group				Total
			18-29	30-49	50-69	70+	
	Favor	% within Age Group	59%	49%	40%	25%	45%
	No opinion	% within Age Group	15%	15%	17%	12%	15%
	Oppose	% within Age Group	27%	36%	44%	63%	40%

⁷ **Attitude toward policies allowing operation of marijuana retail stores and cultivation facilities by marijuana (cannabis) use for Fort Collins residents**

			MJ Use Status				Total
			Never	Past	Current	Missing	
Favor or oppose policies that allow for operation of MJ retail and cultivation?	Favor	% within MJ Use Status	24%	50%	88%	50%	45%
	No opinion	% within MJ Use Status	15%	19%	8%	15%	15%
	Oppose	% within MJ Use Status	61%	31%	4%	35%	40%