

2013 COMMUNITY HEALTH SURVEY

substance use



*Binge drinking is consuming 5 or more drinks on one occasion for males; 4 or more drinks on one occasion for females.

Substance usage can impact social, emotional and physical well-being in a variety of ways. Since 1998, The Health District's community health survey has included questions about the use of alcohol and tobacco[†]. With the recent legalization of marijuana, the 2013 community health survey introduced new questions regarding the use of marijuana.


[†]Data from the community health survey regarding tobacco is available [here](#).

BINGE DRINKING* IN OUR COMMUNITY

gender

Binge drinking* is more common among males than among females.

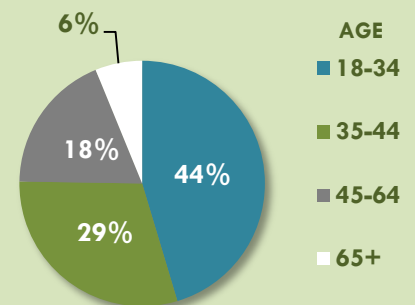
BINGE DRINKING*, BY GENDER



age

Binge drinking* prevalence was higher among adults aged 18-34 (44%) than any other age group.

AGES OF THOSE THAT REPORTED BINGE DRINKING* IN PAST MONTH



WHAT PERCENT OF ADULTS BINGE DRINK*



26%

OF HEALTH DISTRICT ADULTS



19% OF COLORADO ADULTS



17% OF AMERICAN ADULTS

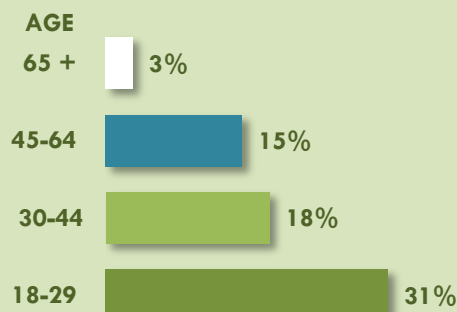


MARIJUANA USE IN OUR COMMUNITY

age

Nearly one in five (19%) adults reported using marijuana in the last 12 months. Here is a breakdown by age:

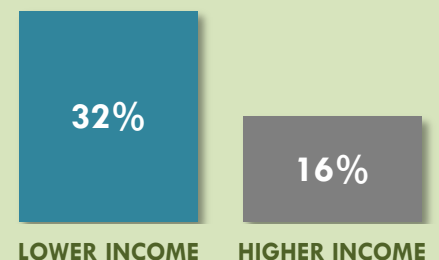
MARIJUANA USE IN PAST YEAR, BY AGE



income

Adults with household incomes below 185% of the Federal Poverty Level (FPL) were more likely to report using marijuana in the past 12 months

MARIJUANA USERS, BY INCOME



2013 Community Health Survey: substance use

OVERALL ALCOHOL USE

About 1 in 3 (34%) of all Health District residents reported they do not usually drink alcohol.

Overall, Health District residents reported drinking an average of 4.2 drinks* per week. Men reported more drinks per week than women. Similarly, those with higher incomes reported more drinks per week than those with lower incomes. One in ten respondents (10%) met criteria for heavy drinking**.

MEAN NUMBER OF DRINKS PER WEEK, BY SUBGROUP



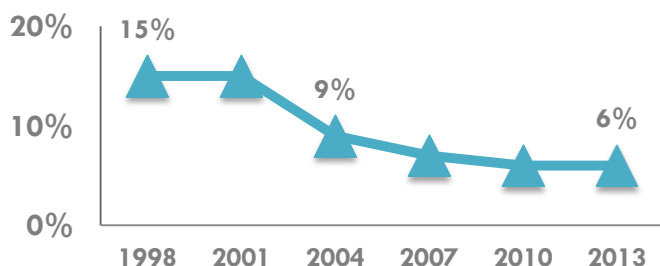
*A drink is defined as 1 bottle or 12 oz can of beer, a 5 oz glass of wine, or a drink with 1 shot of liquor.

**Heavy drinking is defined as consuming more than 14 drinks per week for males or more than 7 drinks per week for females.

DRINKING AND DRIVING

Since 1998, the survey has asked “In the past 30 days, how many times did you drive after drinking 2 or more alcoholic drinks in the hour before you drove?” The number of respondents reporting they had driven after drinking at least once in the past month has decreased since 1998, but the number held steady between 2010 and 2013 at 6%.

THOSE DRIVING WITHIN AN HOUR OF CONSUMING 2 OR MORE DRINKS



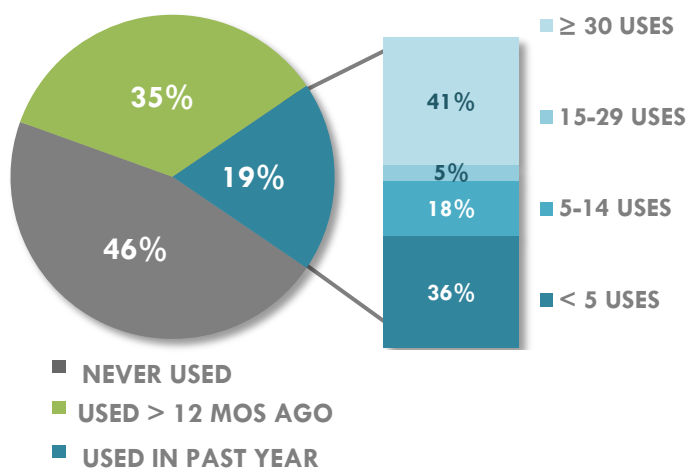
OVERALL MARIJUANA USE

The 2013 survey was the first time respondents were asked about past and current use of marijuana.

Less than half of adults reported never using marijuana and nearly 1 in 5 (19%) adults said that they have used marijuana in the past year.

Among those who had used marijuana in the past year, more than 1 in 3 (36%) had used marijuana fewer than 5 times while 41% (roughly 8% of all respondents) reported using marijuana 30 or more times in the past year.

SELF-REPORTED MARIJUANA USE AND NUMBER OF USES IN PAST YEAR



Survey respondents were asked about their attitudes toward policies that would allow retail marijuana stores and cultivation facilities. *The graph below does not show people who skipped the question or had no opinion.*



“WOULD YOU FAVOR OR OPPOSE POLICIES THAT WOULD ALLOW OPERATION OF MARIJUANA RETAIL STORES AND CULTIVATION FACILITIES?”

