

2013 COMMUNITY HEALTH SURVEY

oral health



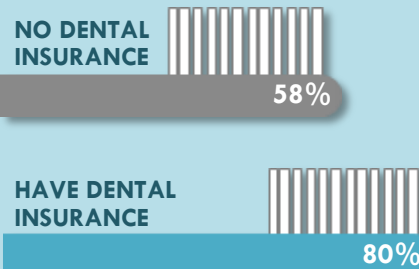
Oral health is related to other health conditions, such as diabetes, heart disease, stroke, and respiratory diseases. Access to dental care can improve oral health and continues to be an important priority for the Health District.

A CLOSER LOOK AT ORAL HEALTH IN OUR COMMUNITY

dental insurance

Respondents with insurance that covered at least some dental services were more likely to have had a recent dental exam.

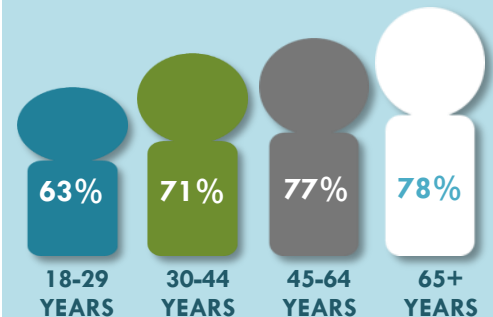
PERCENT OF ADULTS THAT HAD DENTAL EXAM IN PAST YEAR, BY INSURANCE COVERAGE



age

Of all age groups, the youngest group of respondents were found to be less likely to have had a dental exam in the past year.

PERCENT OF ADULTS THAT HAD DENTAL EXAM IN PAST YEAR, BY AGE



WHAT PERCENT OF ADULTS LACK DENTAL INSURANCE



34% OF HEALTH DISTRICT ADULTS

38%

OF COLORADO ADULTS



NEED AFFORDABLE DENTAL CARE?


Please click [here](#) for information regarding The Health District's dental services and eligibility guidelines.



gender

Women were more likely to have had a dental exam in the past year than men.

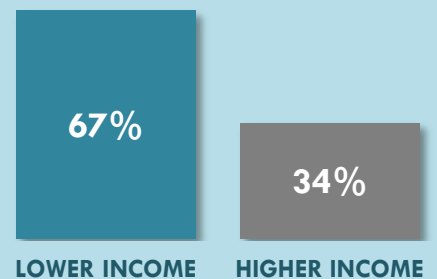
PERCENT OF ADULTS THAT HAD DENTAL EXAM IN PAST YEAR, BY GENDER



income

Respondents with incomes at or below 185% of the Federal Poverty Level reported they put off dental care due to cost nearly twice as often as higher income respondents.

PERCENT OF ADULTS PUTTING OFF DENTAL CARE, BY INCOME

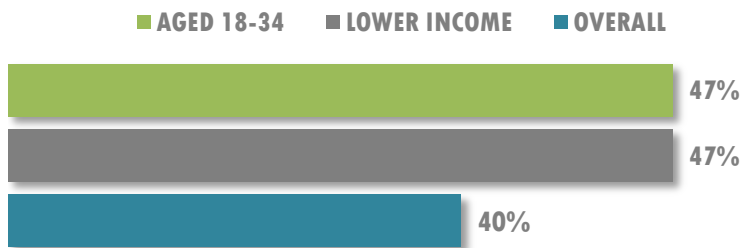


2013 Community Health Survey: oral health

COST A BARRIER TO DENTAL CARE

Compared to other health services*, dental care was the most likely health service to be put off due to cost. Forty percent, or 2 in 5, of all respondents reported they had put off dental visits because they were too expensive. Respondents with low incomes or who were in the youngest age group (18-34) were even more likely to have put off dental care within the past two years (see chart below).

THOSE PUTTING OFF DENTAL CARE IN PAST 2 YEARS DUE TO COST

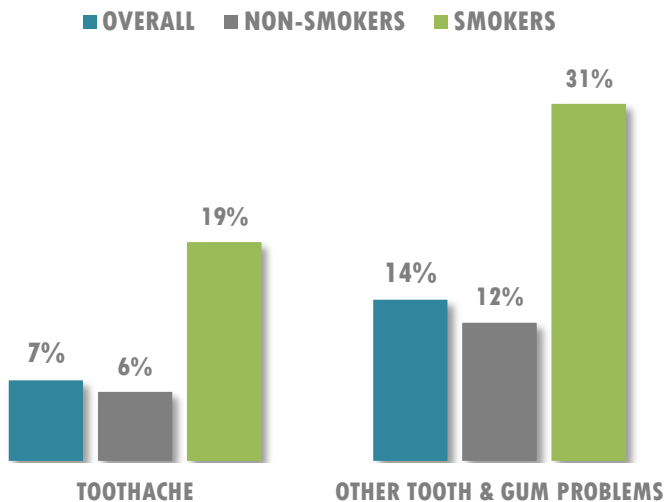


* Health services included dental care, vision services, doctor visits, medication and treatments, mental health care, and hearing services.

TOBACCO USE & DENTAL PROBLEMS

Smokers were three times as likely to report having a current toothache than non-smokers. Additionally, smokers were more than twice as likely to report having current tooth and gum problems (31%) than those who do not smoke (12%). Overall, 14% of respondents reported they currently had other tooth and gum problems.

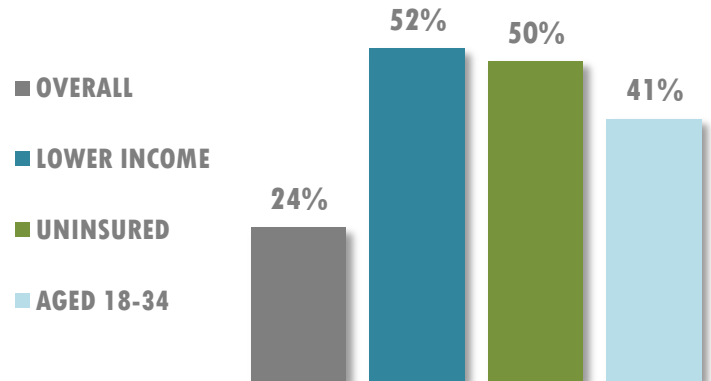
TOOTH AND GUM PROBLEMS, BY SMOKING STATUS



LACK OF REGULAR DENTAL PROVIDER

About 1 in 4 adults (24%) in the Health District do not have a regular dental provider. Individuals were significantly more likely to lack a regular dental provider if they had lower household incomes, were uninsured, and/or were aged 18-34.

THOSE REPORTING THEY DO NOT HAVE A REGULAR DENTAL PROVIDER



Only 7% of all

respondents reported having toothache, (down from 10% in 2010)

however,

respondents with lower incomes

reported toothache **more than twice** as often, at **18%.**

Respondents **without insurance** fared the worst, as **more than**

1 in 5 (22%) reported toothache.

